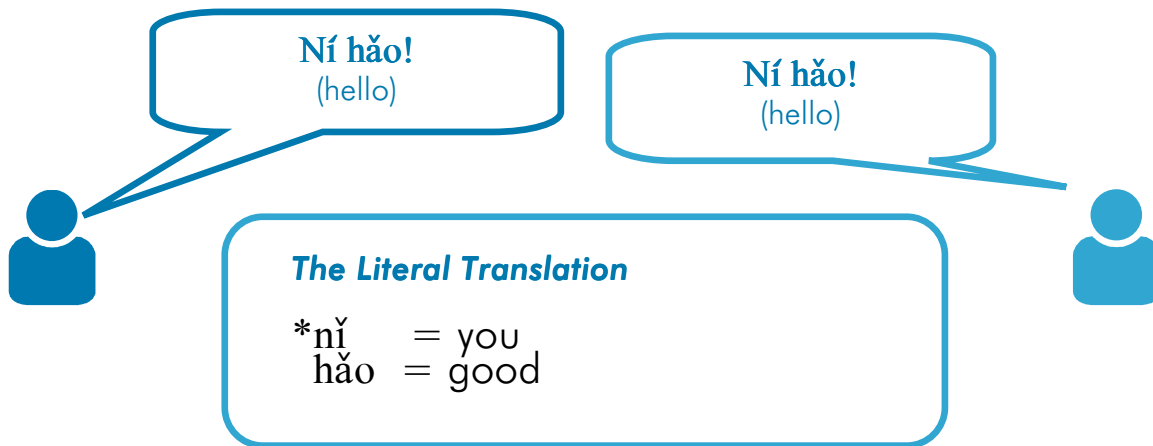






Welcome to Language Bite! In this lesson we have learnt to say ‘hello’ - **Ní hǎo!** You will notice in this summary and on the videos that we don’t teach traditional Chinese written characters. This is because the Language Bite method focuses on helping you to communicate in spoken Mandarin immediately. Therefore we use a commonly accepted method of writing Mandarin which Westerners find easy to follow. This script is called ‘pinyin’ and uses most of the letters we use in the Roman alphabet. In China you will find pinyin used for a variety of purposes including on some road signs and maps which can be very helpful for travelers!

Dialogue



Pronunciation

Try saying ‘knee how’, then just listen to your sound bite to practise the tones!

1st Tone	2nd Tone	3rd Tone	4th Tone	Neutral tone
				
a single, constant pitch, almost like you are singing	a rising tone	a dipping tone	an ‘angry’ tone, abruptly falling in pitch	Neutral tone words are said lightly and without emphasis
	ní	hǎo		



Extension

*The word ‘ní’ (you) usually has the dipping third tone but when it is combined with another 3rd tone word, as in this case, it changes to a rising second tone. This just makes the phrase easier to say. Don’t worry too much about tones for now – we will introduce them gradually and give you lots of practice!